



eGiving Step by Step Guide.

Use eGiving to securely return tithes and offerings.

This website is linked to your local church bank account and deposits tithe and offerings to that account.

1

In your website browser type in **egiving.org.nz**

(Australian users type in **egiving.org.au**)

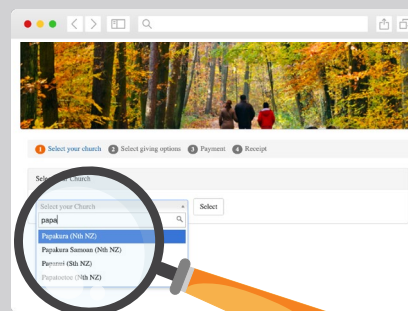
Important! If you want your donations recorded for your NZ donations tax rebates, register and log into MyAdventist.



2

Select Your Church

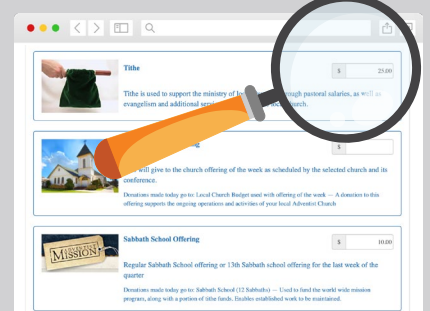
Click on the bar, start typing your church's name and scroll through the list, find its name, then tap "Select".



3

Enter the amounts

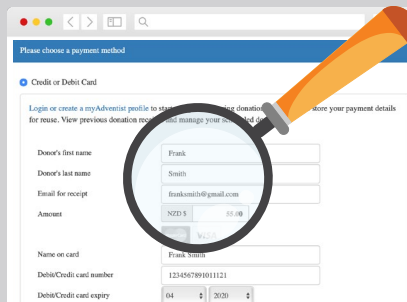
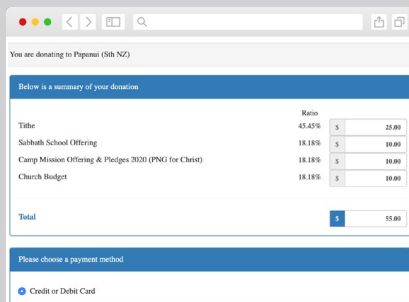
you plan to give in the box on the right hand side of the description. You can choose multiple options, e.g. Tithe, Local Church Budget, Sabbath School offering etc. When you've finished, click outside of the amount box and you'll see your Total Donation at the bottom of the screen. When you're ready, click the blue "Donate" button.



4

A summary of your transaction will appear

on the next screen. Choose the payment method you're most comfortable with, e.g. Credit Card, Direct Debt etc. Double-check that you've entered your email address correctly as that is where your receipt will be emailed to. When you are satisfied with the giving totals and your entered details, click "Confirm Payment" at the bottom of the screen.



IMPORTANT! Make sure you've entered your email address correctly!

HELPFUL TIP!

Once you've selected your church, you'll see a range of giving options including Tithe and Local Church Budget. If you can't find what you're looking for, click in the search bar located above Tithe, begin typing an offering name and results are displayed below. Alternatively, scroll to the bottom of the list and click "Show Other Options".

5

A confirmation screen

will confirm that your contribution has been completed. The receipt should come through to your email inbox once the transaction has been processed.

HELPFUL TIP!

It is useful to save the downloaded receipt to your computer for your records.

DOWNLOAD the new eGiving App

